

EAST HERTS COUNCIL

ENVIRONMENT SCRUTINY COMMITTEE – 11 SEPTEMBER 2012

ENVIRONMENT SCRUTINY HEALTHCHECK – APRIL 2012 TO JUNE 2012

---

REPORT BY THE CHIEF EXECUTIVE AND DIRECTOR OF CUSTOMER AND COMMUNITY SERVICES

WARD (S) AFFECTED: All

Purpose/Summary of Report:

To set out a report on the performance of the key indicators that relate to Environment Scrutiny for the period April 2012 to June 2012.

<b>RECOMMENDATION FOR SCRUTINY MEMBERS:</b>	
<b>(A)</b>	<b>The reported performance for the period April 2012 to June 2012 be received.</b>
<b>(B)</b>	<b>The Executive be advised of any further recommendations.</b>

---

1.0 Background

1.1 This is a performance report relevant to the Environment Scrutiny terms of reference covering the period April 2012 to June 2012.




1.2 The report contains a breakdown of the following information by each Corporate Priority:



- An overview of performance, in particular where there have been issues and remedial actions taken during the period. Should members want more detailed information on a specific month, they should refer to that month's Executive Corporate Healthcheck report available on the council website.
- The indicators where data is collected monthly, with performance for June 2012 presented in detail (the most up to date available)

with previous months summarised in a trend chart.

- 1.4 All Councillors have access to Covalent (the Council's performance management system), should they wish to interrogate the full range of performance indicators. The Performance Team are able to provide support and training on using the Covalent system if required.
- 1.5 **Essential Reference Paper 'B'** Shows the full set of performance indicators that are reported on a monthly basis to this committee. Essential Reference Paper B has been sorted by status e.g. all performance indicators that are 'red' are listed first etc.

The codes used in relation to performance indicator monitoring are as follows:

Status	
	This PI is 6% or more off target.
	This PI is 1-5% off target.
	This PI is on target.

Short Term Trends	
	The value of this PI has changed in the short term.
	The value of this PI has not changed in the short term.

## 2.0 Report – Indicators grouped by Corporate Priority

### Place

#### **Performance analysis**

- 2.1 **NI 157b – Processing of planning applications: 'Minor' applications.** Performance was 'Red' for June 2012. 13 out of a total of 36 decisions took longer than the target timescale. In six of these cases the requirement for a committee decision lengthened the decision timescale.
- 2.2 **NI 157c – Processing of planning applications: Other applications.** Performance was 'Amber' for June 2013. 16 out of a total of 112 decisions were made outside of the decision making timescale. Reasons for this include referral of cases for committee decisions and the need for further information to be sought before a decision could be reached.

- 2.3 **NI 191 – Residual household waste per household.** The amount of waste sent to land fill in June was up on April and May 's performance. This was due to June falling as a 5 week month.
- 2.4 **NI 192 – Percentage of household waste sent for reuse, recycling and composting.** Performance in June has improved against May, with organic waste boosting recycling tonnages.
- 2.5 The following indicators were 'Green', meaning that the targets were either met or exceeded for June 2012. They were:
- EHPI 2.1d – Planning Enforcement: Initial Site Inspections.
  - EHPI 2.1e – Planning Enforcement: Service of formal Notices.
  - EHPI 2.2(45) – Number of collections missed per 100,000 collections of household waste
  - EHPI 2.23 – Planning decisions delegated to officers
  - EHPI 218a – Abandoned Vehicles – % investigated within 24 hours
  - EHPI 218b – Abandoned Vehicles – % removed within 24 hours of required time
  - NI 157a – Processing of planning applications: 'Major' applications

Please refer to **Essential Reference Paper 'B'** for full details.

## **Prosperity**

### **Performance analysis**

- 2.6 The following indicators were 'Green', meaning that the targets were either met or exceeded for June 2012. They were:
- EHPI 6.8 – Turnaround of pre NTO PCN challenges
  - EHPI 6.9 – Turnaround of NTO Representations

Please refer to **Essential Reference Paper 'B'** for full details.

## **CONCLUSION**

- 2.7 In conclusion Members are asked to:
- Note the performance indicator analysis for the period April 2012 to June 2012 in **Essential Reference Paper 'B'**
  - Agree the recommendations at the start of this report.

### 3.0 Implications/Consultation

3.1 Information on any corporate issues and consultation associated with this report can be found within **Essential Reference Paper 'A'**.

#### Background Papers:

- 2011/12 Estimates and Future Targets Report – Executive 6 March 2012.

Should members require any guidance notes or Performance Indicator definitions please contact a member of the Performance team in the contacts listed below.

#### Contact member:

Councillor Malcolm Alexander – Executive member for Community Safety and Environment.

Councillor Paul Phillips – Executive member for Economic Development.

#### Contact Officer:

Simon Chancellor – Head of Finance and Performance

Contact Tel Ext No 2050

[Simon.chancellor@eastherts.gov.uk](mailto:Simon.chancellor@eastherts.gov.uk)

#### Report Author:

Karl Chui – Performance Monitoring Officer

Contact Tel Ext No 2243

[karl.chui@eastherts.gov.uk](mailto:karl.chui@eastherts.gov.uk)